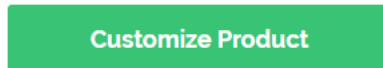




Enhancing Your Project with the ShopPOP Designer

Elevate your project by adding a personalized touch with our ShopPOP Designer.

1. **Sign In or Register:** Begin by logging into your ShopPOPdisplays account or create a new one [here](#). Remember, to save your designs, you must be logged in before starting your customization project.
2. **Select Your Display:** Navigate to our Custom Printed Displays for LEGO® section and choose the perfect showcase for your set.
3. **Choose the Compatible LEGO® Set:** Match your display with the specific LEGO® set you wish to highlight.
4. **Determine the Case Type:** Opt between Ready to Assemble (RTA) or Permanently Assembled options to best suit your display needs.
5. **Add Custom Printing:** Click on "Add Custom Printing" to upload your own designs or images, transforming the display into a truly one-of-a-kind piece.
6. **Quantity and Customization:** Decide on the number of units you need and press the green "Customize Product" button to proceed.
7. **Launch the ShopPOP Designer:** You will be directed to the ShopPOP Designer, where your creative journey begins.



Home > Display Cases and Stands for LEGO > Shop by LEGO Theme > Displays for LEGO Star Wars > Display Case for LEGO® Star Wars™ UCS Millennium Falcon™ 75192 & 10179

Code: P_20008-9
Display Case for LEGO® Star Wars™ UCS Millennium Falcon™ 75192 & 10179

Compatible with LEGO Set:
75192 Millennium Falcon 2017

Select Case Type:
Ready to Assemble (RTA) w/ Integrated Stand

Select Back Panel / Print:
Add Custom Printing

Select Top Panel / Lights:
Clear (No Lights)

QTY 1 price: \$460.00 each

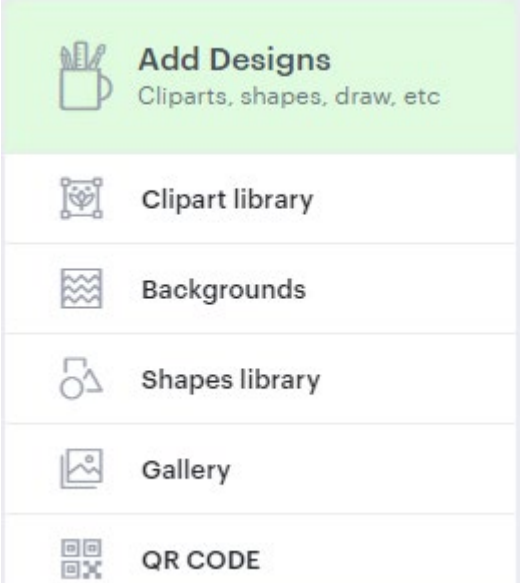
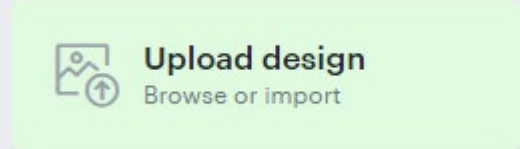
Customize Product



Item ships in 10 business days

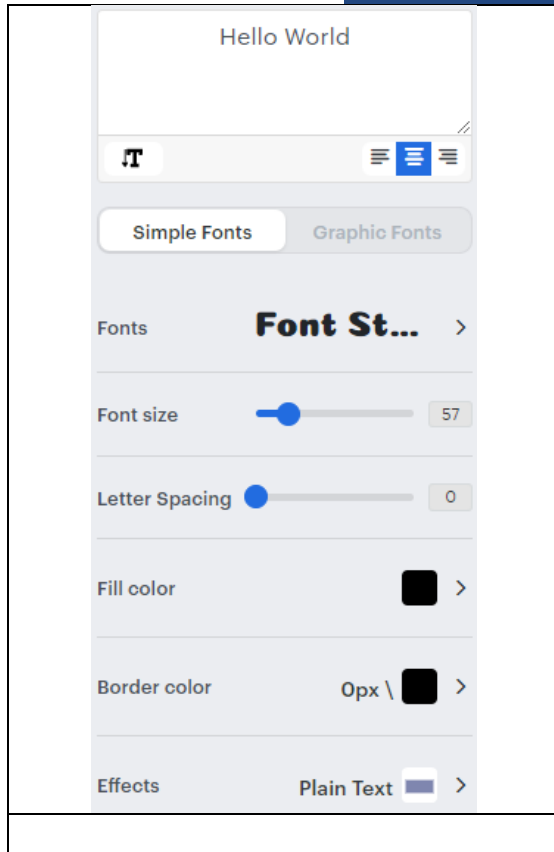
MADE IN USA

1) Design Options:

a. Add Designs, Upload Design, Add Text, Design Text, Upload True Type Fonts,

 <p>Add Designs Cliparts, shapes, draw, etc</p> <p>Clipart library</p> <p>Backgrounds</p> <p>Shapes library</p> <p>Gallery</p> <p>QR CODE</p>	<p>Clip Art: Select any clipart from our gallery.</p> <p>Backgrounds: Add background colors via color picker.</p> <p>Shape Library: Select from solid object shapes.</p> <p>Gallery: This is for saved designs “My Designs”</p> <p>QR CODE: Automatically generate QR codes and add them to your design.</p> <ul style="list-style-type: none"> • Text • SMS • URL • Contact • Email
 <p>Upload design Browse or import</p>	<p>NOTE ON FILE TYPES & COLORS:</p> <p>Accepted File Types: SVG, JPEG, JPG, PNG</p> <p>Max Upload: 99 megs</p>
<p>Our printing process uses CMYK so all RGB and HEX colors will be converted to CMYK.</p> <p>If you need to use a converter to get the proper CMYK colors - see link. LINK: https://convertacolor.com</p>	<div style="background-color: #fff9c4; padding: 10px; border: 1px solid #ccc;"> <p>NOTE: 300 DPI- for best results. (Minimum Resolution - 200 DPI) (**Resizing affects resolution**) (**RGB are converted to CMYK**)</p> </div> <p style="text-align: right;">LINK: https://convertacolor.com</p>

<p>2D 3D</p> <p>Layer</p> <p>Zoom</p>	<p>2D: Design you pedestal in 2D 3D: Preview in 3D Layer: You can manage objects on the canvas Zoom: You can use his or scroll your mouse to Zoom</p>  <ul style="list-style-type: none">• You can Share, Save, or View your Designs. <p>Share Save Design My designs</p> <ul style="list-style-type: none">• You must be logged in for your designs to save.
	<p>Adding Text to designs:</p>
<p> Add Text Add your text here</p>	<ol style="list-style-type: none">1) Begin to type your text.2) Upload your own Font: Select the FONT you would like to use -or- upload your own font.3) <u>ONLY</u> True Type Fonts (TTF) will work.



- 4) **Font Size:** Use selector or add number.
- 5) **Letter Spacing:** Change spacing between letters.
- 6) **Fill Color:** Fills the inside of the letters.
- 7) **Boarder Colors:** Outlines the text.
 - a. Outline Size makes it larger.
- 8) **Effects:** Allow you to shape the text to bend or curve
 - a. **Effect Size:** Changes the effect.

[Home](#) > [Display Cases and Stands for LEGO](#) > [Shop by LEGO Theme](#) > [Displays for LEGO Star Wars](#) > [Display Case for LEGO® Star Wars™ UCS Millennium Falcon™ 75192 & 10179](#)

